




**11 April 2021** **NORTHLAND CAR CLUB** www.ncc.org.nz  
**Ruakaka Street Sprint**

Proudly Supporting:  **Cancer Society**  Proudly Supported by:  **BNDONS** ENGINEERED FOR PARTS

Ruakaka Fire Service, Orrs Pharmacy, Ruakaka Tavern A Division of GPC Asia Pacific Ltd

### OVERALL RESULTS

No.	NAME	CAR	CLASS	CLUB	RUN 1	RUN 2	RUN 3	RUN 4	RUN 5	FASTEST TIME	PLACE
28	BRADY	WILD	WRX STI	E	NCC	1:24.32	1:21.01	1:17.08	1:16.02	1:15.23	1
972	JASON	GILL	VW POLO	E	NCC	1:20.20	1:18.56	1:18.24	1:17.86	1:17.86	2
69	BEN	HUBAND	BRAVO	XC	NCC	1:20.87	1:18.82	1:20.00	1:18.57	1:18.24	3
969	LEIGH	HOPPER	SUBARU	E	TVCC	1:19.68	1:31.70	1:21.00	1:20.66	1:19.68	4
57	KEVIN	SANDERSON	STARLET	B	PCC	1:22.97	1:20.44	1:19.99	1:19.98	1:20.34	5
45	RICHARD	YALLOP	BRAVO	XC	NCC	1:26.03	1:23.13	1:22.94	1:21.35	1:21.35	6
25	IAN	ATTWOOD	ESCORT	C	NCC	1:27.45	1:25.17	1:21.86	1:21.53	1:22.46	7
155	STEPHEN	SANGSTER	MODEL 3	EV	NCC	1:48.33	1:25.02	1:22.38	1:21.58	1:22.45	8
29	STEVE	HART	SUBARU	E	NCC	1:23.44	1:23.73	1:22.10	1:22.09	1:22.05	9
37	MIKE	BROWNING	MRS	D	NCC	1:31.26	1:27.42	1:23.20	1:24.04	1:23.20	10
1	BARRY	ARMIGER	RX7	D	NCC	1:25.71	1:26.10	1:24.61	1:23.32	1:24.02	11
39	JAY	SHARP	WRX	E	NCC	1:25.27	1:25.49	1:24.70	1:23.62	1:23.62	12
122	BRYCE	BINDON	INTEGRA	D	NCC	1:28.16	1:24.55	1:23.91	1:24.03	1:23.64	13
7	CARL	HANNAFORD	MRS	D	PCC	1:27.92	1:25.30	1:23.98	1:24.46	1:23.98	14
55	MARK	COSTELLO	CIVIC	D	NCC	1:26.74	1:24.06	1:24.66	1:24.90	1:30.29	15
27	VAL	HART	EVO III	E	NCC	1:28.81	1:26.17	1:26.64	1:24.27	1:25.03	16
49	ROB	COSTELLO	LANCER GSR	E	NCC	1:29.25	1:26.49	1:24.51	1:24.83	1:24.91	17
84	DAVID	LYONS	AUDI S4	E	SCCNZ	1:31.09	1:27.90	1:26.34	1:25.88	1:24.58	18
30	EDWARD	PORTER	SUZUKI GTI	A	PCC	1:29.13	1:27.14	1:25.58	1:24.66	1:24.83	19
18	NATHAN	BURTON	EVO IV	E	ACC	1:30.91	1:27.06	1:24.75	1:24.85	1:24.75	20
43	ALLAN	BINDON	CIVIC	D	NCC	1:29.09	1:25.78	1:26.75	1:24.76	1:25.10	21
16	MARK	STRAWBRIDGE	616 CAPELLA	D	ROTOR MS	1:26.84	1:25.30	1:24.89	1:25.52	1:25.85	22
46	CASEY	KNOX	COMMODORE	D	NCC			1:25.13	1:27.91	1:26.13	23
13	HAMIL	PALA	EVOI	E	ACC	1:28.18	1:26.95	1:26.10	1:26.84	1:25.13	24
8	GRANT	AGNEW	EVOIII	E	HCMC	1:27.68	1:26.51	1:26.43	1:26.23	1:26.02	24
50	PAUL	NIELSON	CAPRI	D	CCC	1:30.22	1:26.88	1:27.52	1:27.93	1:26.08	26
48	BLAKE	HUBAND	COROLLA	B	NCC	1:27.64	1:26.91	1:26.10	1:26.81	1:26.44	27
17	CAROL	LISTON	CIVIC TYPE R	C	HCMC	1:28.22	1:27.33	1:26.62	1:26.48	1:26.30	28
12	NEIL	JOHNS	CIVIC	D	NCC	1:37.33	1:26.77	1:29.12	1:26.71	1:26.55	29
22	DAMIAN	MORRIS	LEVIN	D	NCC	1:26.89	1:26.90	1:26.90	1:46.73	1:31.05	30
51	BARRY	GIBS	ESCORT	C	NCC	1:33.67	1:35.98	1:34.55	1:28.75	1:26.91	31
19	KERRY	CHADDERTON	PORSCHE 911 SC	D	SCCNZ	1:30.94	1:30.77	1:28.91	1:27.72	1:26.94	32
14	GARETH	WILSON	FORD ANGILA	D	ACC	1:29.24	1:28.18	1:27.39	1:27.55	1:27.39	33
157	WOOLDRIDGE	ROBIN	SUPRA	D	NCC	1:28.83	1:30.55	1:27.42	1:29.29	1:27.42	34
4	BEN	BINDON	CIVIC	C	NCC	1:32.80	1:28.95	1:28.16	1:29.07	1:27.60	35
60	SHANE	SAYERS	RX3	D	PCC	1:34.51	1:29.83	1:29.59	1:28.64	1:27.62	36
26	ANDREW	PHILLIPS	LEVIN	B	NCC	1:30.53	1:30.37	1:30.06	1:28.42	1:27.96	37
23	AL	KOPUSTAS	PORSCHE	D	SCCNZ	1:34.54	1:31.26	1:41.27	1:30.39	1:28.10	38
20	JOSH	RODGERS	COROLLA	B	NCC	1:34.62	1:32.15	1:30.23	1:29.63	1:28.24	39
15	PETER	JORDAN	MX5	D	NCC	1:31.11	1:28.85	1:29.29	1:28.40	1:29.13	40
11	BEN	KEARINS	MR2	B	SCCNZ	1:31.38	1:29.36	1:28.89	1:30.46	1:29.88	41
59	MICHAEL	SMITH	VW	D	NCC	1:32.61	1:29.25	1:29.21	1:30.70	1:29.21	42
44	PAUL	DAVIES	PORSCHE 944 S2	D	SCCNZ	1:32.08	1:29.39	1:30.05	1:30.58	1:29.35	43
2	BENEDIKT	KERSCHBAUMER	COROLLA	C	NCC	1:31.19	1:31.99	1:29.38	1:31.45	1:29.38	44
67	JACOB	WOOLGAR	FIESTA	C	PCNZ	1:33.24	1:31.29	1:30.51	1:29.40	1:29.40	45
47	RICKY	GREY	MAZDARX8	D	HCMC	1:33.86	1:32.34	1:57.76	1:31.67	1:29.70	46
9	ADRIAN	SUTTON	PULSAR	C	HCMC	1:33.86	1:30.81	1:43.76	1:29.94	1:30.21	47
10	BRAD	HALL	MAZDARX7	D	NCC	1:36.63	1:32.22	1:31.60	1:30.53	1:30.53	48
111	MIKE	LINDSAY	COMMODORE	D	NCC	1:36.92	1:31.01	1:30.56	1:30.71	1:50.56	49
24	ALAN	STRONG	PULSAR	C	NCC	1:32.94	1:30.87	1:30.63	1:31.21	1:30.68	50
41	NATHAN	SHELLEY	KINGSW OOD	D	NCC	1:39.82	1:32.99	1:31.91	1:31.07	1:31.07	51
3	NIKKI	SIM	SUZUKI GTI	A	PCC	1:41.36	1:33.70	1:33.58	1:31.96	1:31.36	52
40	ZANE	SHELLEY	KINGSW OOD	D	NCC	1:35.76	1:33.23	1:32.10	1:32.42	1:32.10	53
42	JAMIE	RODGERS	BMW 535i	D	NCC	1:35.29	1:33.06	1:32.26	1:35.16	1:35.51	54
56	KARL	DRIVER	CUREEN	C	NCC	1:34.77	1:33.26	1:32.54	1:33.57	1:32.34	55
70	LINDEN	BAWDEN	ESCORT	D	HCMC	1:38.16	1:34.55	1:35.03	1:33.26	1:32.91	56
52	CRAIG	FOSTER	ALTEZZA	D	NCC	1:37.41	1:36.56	1:36.17	1:33.40	1:39.76	57
38	GEORDIE	INGLIS	COROLLA	B	NCC	1:38.13	1:35.54	1:34.35	1:33.93	1:33.93	58
32	ALLISTER	GREY	MAZDARX8	D	TVCC	1:36.84	1:38.14	1:34.65	1:34.41	1:34.41	59
5	MARC	HUBAND	LEVIN	B	NCC	1:36.37	1:35.60	1:34.87		1:34.87	60
31	CARLO	MANLUTAC	CIVIC	C	ACC	1:40.64	1:35.11			1:35.11	61
58	JAMES	PARKER	MINI	A	CCC	1:36.04				1:36.04	62
21	MALCOLM	McLEOD	ACCORD	D	NCC	1:42.23	1:40.18	1:37.12	1:37.17	1:37.12	63
6	KARL	NIELSON	MX5	B	SCCNZ	1:50.18	1:44.08	1:42.42	1:40.52	1:41.45	64